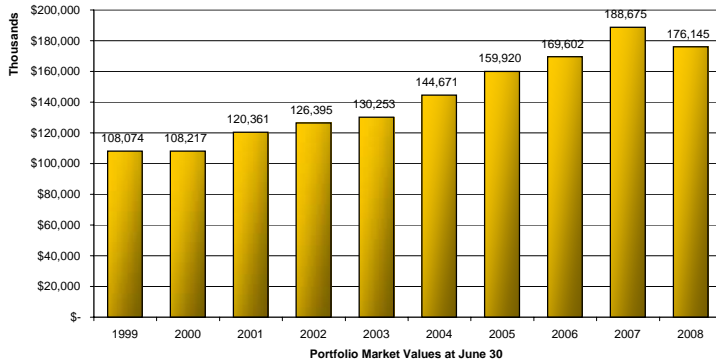


University of Idaho Foundation, Inc.

CONSOLIDATED INVESTMENT TRUST (C.I.T.) FISCAL YEAR ENDED JUNE 30, 2008 (FY08)

C.I.T. Portfolio Market Value - Fiscal Years 1999-2008



C.I.T. Portfolio Market Value 6/30/2008

\$176,144,779

C.I.T. Realized Portfolio Investment Earnings FY08

Dividends and Interest	\$ 8,746,694
Net Capital Gains	3,124,781
Total Realized Earnings FY08	\$ 11,871,475

C.I.T. Earnings Distributed to Beneficiary Accounts FY08

Scholarships and Student Loans	\$ 4,838,761
Research and Operations	2,845,065
Life Income Beneficiaries	391,687
UI Foundation and Other Affiliates	179,476
Total Earnings Distributed	\$ 8,254,989

C.I.T. Total Rates of Return
(With Comparison to Custom Index*)

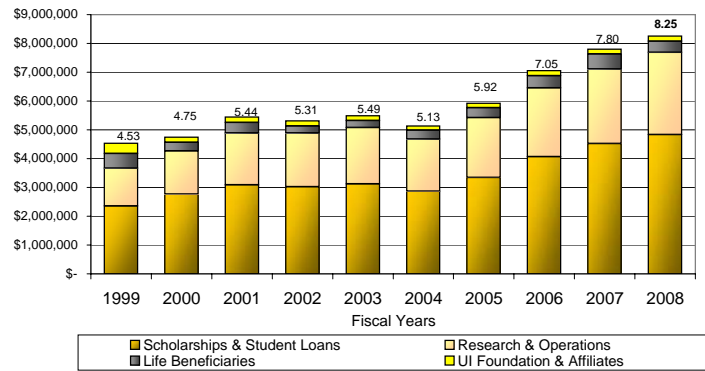
	C.I.T. Portfolio	Custom Index*
One Year Ended 6/30/2008	-8.51%	-4.31%
Ten Years Ended 6/30/2008 (annualized)	5.25%	5.12%

*Custom Index: 58% W5000, 37% LB AGG, 3% ML Hi Yld, 2% R2000

C.I.T. Income Rates of Return

	C.I.T. Portfolio
One Year Ended 6/30/2008	4.72%
Ten Years Ended 6/30/2008 (annualized)	4.43%

**C.I.T. Earnings Distribution to Income Beneficiaries
Fiscal Years 1999-2008**

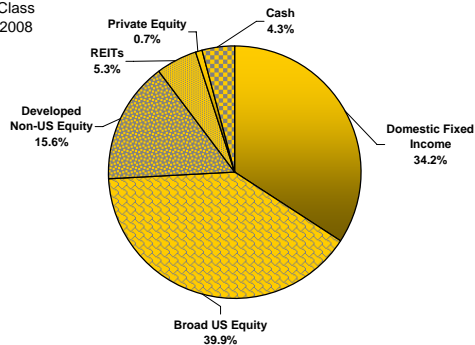


C.I.T. Growth - 7/1/1959 - 6/30/2008

Number of Endowments - 7/1/1959	25	Market Value - 7/1/1959	\$ 441,460
Number of Endowments - 6/30/2008	1,290	Market Value - 6/30/2008	\$ 176,144,779

Activity - Current Year and Since Inception	Gifts and Other Additions	Dividends and Interest	Realized Capital Gains	Total Realized Earnings	Earnings Distributed	Earnings Reinvested
FY08	\$ 11,417,081	\$ 8,746,694	\$ 3,124,781	\$ 11,871,475	\$ 8,254,989	\$ 1,588,875
7/1/1959 - 6/30/2008	\$ 116,118,162	\$ 102,576,856	\$ 81,105,307	\$ 183,682,163	\$ 99,313,306	\$ 76,606,246

Asset Allocation by Asset Class
June 30, 2008



Asset Allocation by Manager
June 30, 2008

